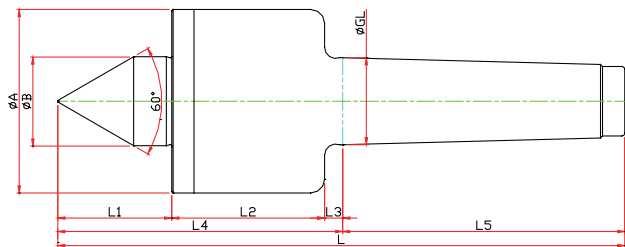


SM-TYPE



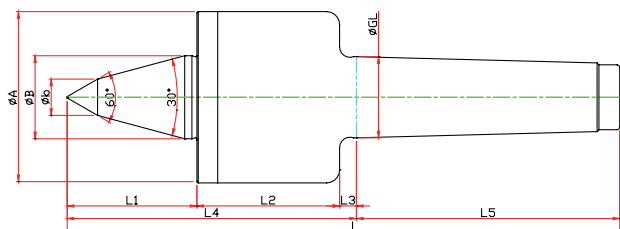
unit:mm/kg

Model	Morse Taper	Dimension									Weight Max. (lbs)	R.P.M Max.	Run out (inch)
		GL	A	B	L1	L2	L3	L4	L5	L			
LC-3SM	NO.3	23,825	52	22	30	51	5	86	81	167	727.53	12000	0,00011811
LC-4SM	NO.4	31,267	66	32	41	55	6.5	102.5	101.5	204	2425.09	10000	0,00011811
LC-5SM	NO.5	44,399	82	40	51	75	6.5	132.5	129.5	262	4850.17	8000	0,00019685

※SPECIAL sizes or dimensions are available with quick turnaround

SMB-TYPE

※ SHAFT EXTENTION(Minimize the bite-interference)



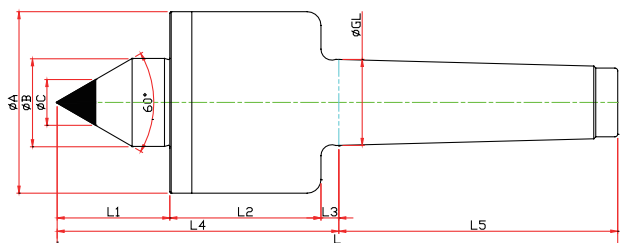
unit:mm/kg

Model	Morse Taper	Dimension										Weight Max. (lbs)	R.P.M Max.	Run out (inch)
		GL	A	B	b	L1	L2	L3	L4	L5	L			
LC-3SMB	NO.3	23,825	52	22	10	40	51	5	96	81	177	727.53	12000	0,00011811
LC-4SMB	NO.4	31,267	66	32	14	50	55	6.5	111.5	101.5	213	2425.09	10000	0,00011811
LC-5SMB	NO.5	44,399	82	40	16	65	75	6.5	146.5	129.5	276	4850.17	8000	0,00019685

※SPECIAL sizes or dimensions are available with quick turnaround

SMC-TYPE

※ Carbide Type



unit:mm/kg

Model	Morse Taper	Dimension										Weight Max. (lbs)	R.P.M Max.	Run out (inch)
		GL	A	B	L1	L2	L3	L4	L5	C	L			
LC-3SMC	NO.3	23,825	52	22	30	51	5	86	81	10	167	727.53	12000	0,00011811
LC-4SMC	NO.4	31,267	66	32	41	55	6.5	102.5	101.5	14	204	2425.09	10000	0,00011811
LC-5SMC	NO.5	44,399	82	40	51	75	6.5	132.5	129.5	18	262	4850.17	8000	0,00019685

※SPECIAL sizes or dimensions are available with quick turnaround